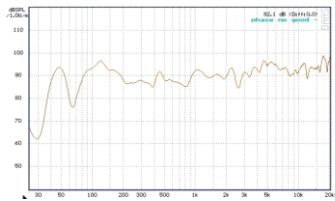



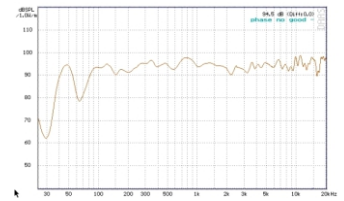


Professional Speaker

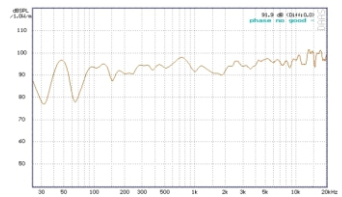
TS-608/ TS-610/ TS-612/ TS-615



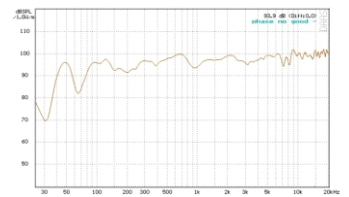
TS-608



TS-610



TS-612



TS-615

Description

It works with the professional amplifiers and audio processors, forming a set of high-end professional sound system with perfect sound effects and outstanding vocal performance. It is applicable to theaters, karaoke rooms, high-end conference rooms, multipurpose halls and other places. It can also work with the subwoofer to compose a high-performance satellite box.

Features

- * Use a mid-woofer unit and a circular polyethylene diaphragm compressed tweeter unit.
- * 15mm plywood housing, light weight, wear-resistant spray paint processing, and dust-proof net cotton outside.
- * The frequency divider in precise design is used to optimize the vocal MF performance.
- * Multiple screw hoisting holes, a pole socket with a diameter of 35mm, various installation methods.



Specification

Model	TS-608	TS-610
Impedance	8Ω	8Ω (±20%)
Frequency response(-10dB)	60Hz~20KHz	50Hz-20kHz
Rated power	200W	300W
Peak Power	800W	1200W
SPL (±2dB) within a specified frequency band	96dB/W/M	120dB
Coverage angle	(H)100° (V)60°	(H)100°(V)60°
Tweeter	1.4" compressed tweeter × 1	1.4" compressed tweeter ×1
Woofers	8" woofer × 1	10" woofer ×1
Dimension (H×W×D)	246×243×442	512×322×295mm
Weight	9.5kg	15.2kg

Model	TS-612	TS-615
Impedance	8Ω	8Ω
Frequency response	50Hz~20KHz	45Hz~20KHz
Rated power	350W	450W
Peak Power	1400W	1800W
SPL (±2dB) within a specified frequency band	121dB	123dB
THD	0.967%@5.15KHz	
Coverage angle	(H)100° (V)60°	(H)100°(V)60°
Tweeter	1.7" compressed tweeter × 1	1.73" compressed tweeter × 1
Woofers	12" woofer × 1	15"woofer × 1
Dimension (H×W×D)	560×360×380mm	660×435×430mm
Weight	19.2Kg	25.8Kg